

CGDI BMW Prog Firmware and Software Update Guide

[CGDI Prog BMW MSV80 key programmer](#) is able to update firmware and software on the official site: www.cgprogcar.com. Below parts incl. CGDI Prog Firmware and software update instruction.



CGDI

Firmware and software update

Part 1: 5 steps to update CGDI Prog Firmware

Step 1. Connect CGDI Pro device to the computer, open CGDI software.

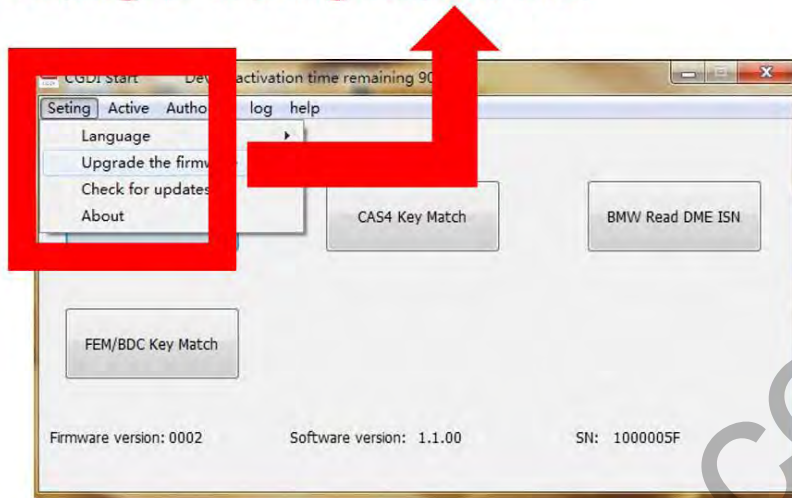
Firmware



connect devices, open CGDI software

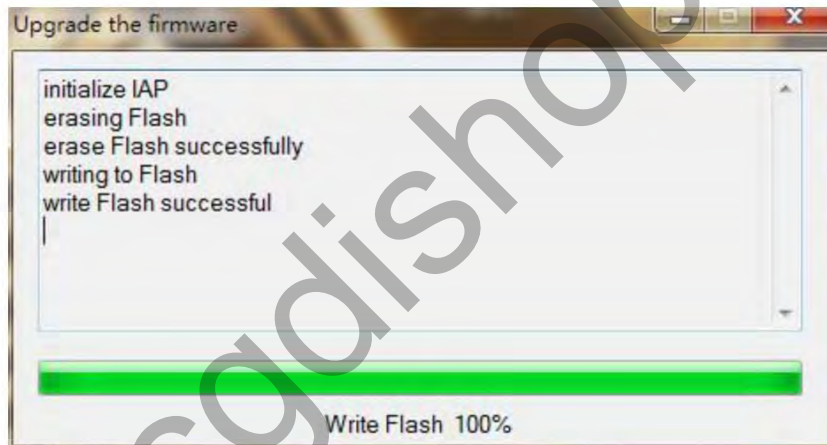
Step 2. Click on "Setting" and then "Upgrade the firmware", waiting.

Firmware select "Seting", click "Upgrade the firmware"
waiting for entering next interface



Step 3. Updating...

Firmware

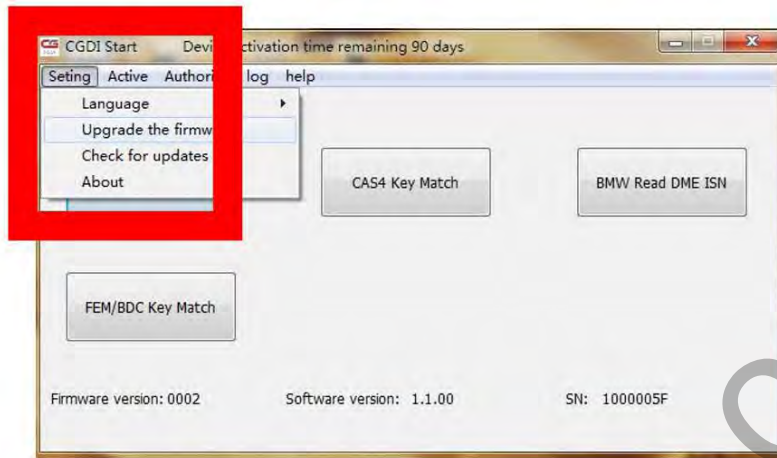


Firmware is upgrading, please do not optional operation ! ! !

Step 4. CGDI programmer firmware update successfully, again click on "Upgrade the firmware".

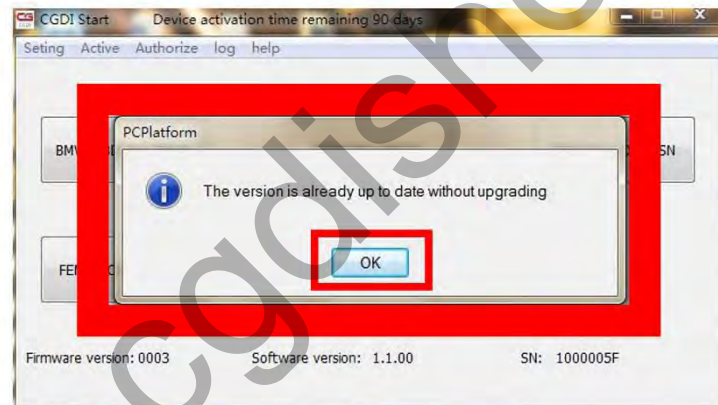
Firmware

**After Firmware updated successfully
click again "Upgrade the firmware"**



Step 5. Get message reading "The version is already up to date without upgrading". Click on "OK".

Firmware



**show "The version is already up to date without upgrading"
show: firmware updated successfully, can be working normally**

Done

Part 2: 7 steps to update [CGDI BMW Prog](#) software

Step 1. Receive message "There is a new version", click on "OK"

Software

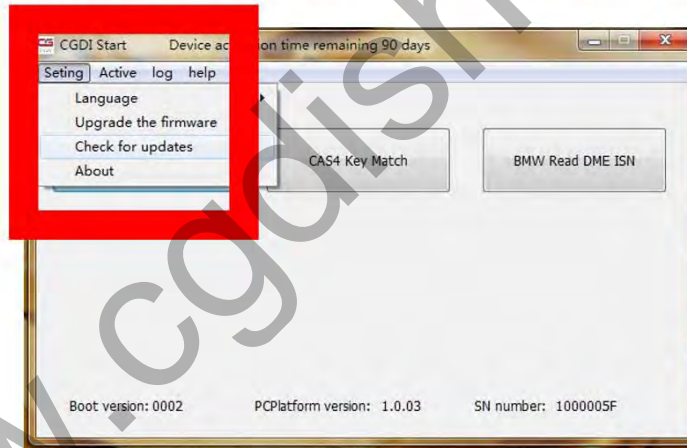


show "There is a new version" click OK

Step 2. Click on "Setting", then "Check for updates", waiting until the next dialog box appears.

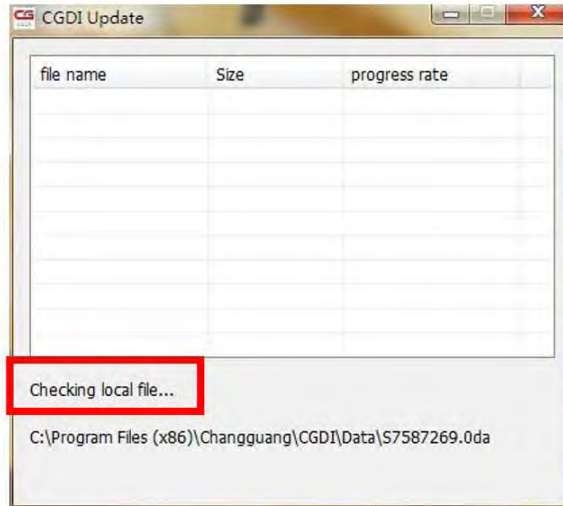
Software

select "Setting", click "Check for updates" waiting for entering next interface



Step 3. Checking local file.

Software



checking software, pls dont operate !!!

Step 4. Detects a new file, click "Yes" to update.

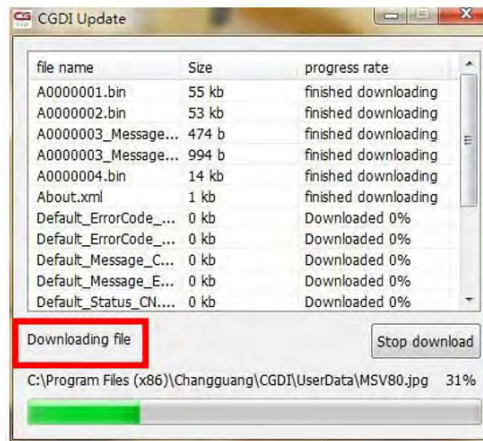
Software



finished checking, detects new file, click OK

Step 5. Downloading file.

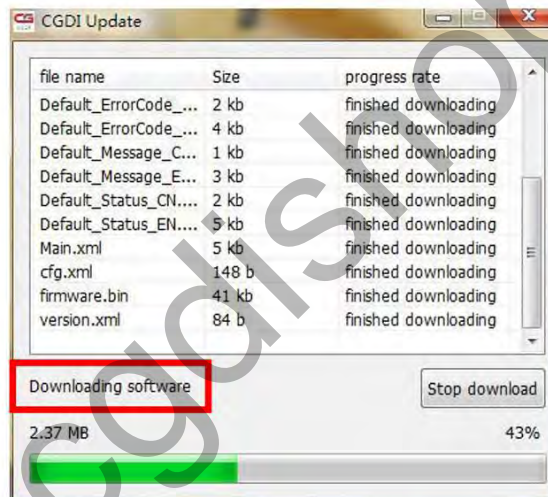
Software



downloading file, pls dont operate ! ! !

Step 6. Finish loading software.

Software



finished loading software, loading software, pls wait!

Step 7. CGDI programmer software update successfully. Ready to use the newest software.

Software

software updated successfully, can working normally



Done.